



1. [How to Install the Software.](#)
2. [Introduction to this Amazing Software and Technology Explained.](#)
3. [How to use the software for best results.](#)
4. [Strategy How to really find those Gold Nugget Terms.](#)
5. [Using Multi Lingual Terms.](#)
6. [Promoting RankSpy, why wouldnt you? Its the best Keyword Research Software Available.](#)
7. [For Video Marketers and SEO Providers.](#)
8. [Future Updates.](#)

Please note, it's a great idea to read this entire document to understand how to get the maximum benefits out of this software.



[Top of Page](#)

How to Install the Software.

Note: This is PC software, though can be run on Mac via Parallels.

Downloads

Lite: <http://www.rankspy.biz/rankspylite.zip>

Pro: <http://www.rankspy.biz/rankspypro.zip>

This software requires that all Windows Updates are up to date, including the latest version of .Net. Please make sure all your window updates are installed. Installing the Latest Version of .Net from link supplied makes the RankSpy installation faster.

<http://download.microsoft.com/download/5/1/1/511BD803-609C-4B08-BD52-D6FC1835018F/NDP46-KB3006563-x86-x64-AllOS-ENU.exe> link goes here.

Download the zip file and unzip it to a folder on your hard drive. (Do not save to a network drive)

If you have any issues during installation, try disabling your Antiviral software temporarily, before contacting support, then enabling it again after the software is installed. Some anti-viral companies wind their software so much, you cannot install anything.

Once you have installed the software, its ready to go, apart from adding your Google email and password. This account needs to be connected to Google Adwords. The software logs into Adwords to retrieve the Search Volume for your main Keyword Phrase.



[Top of Page](#)

Introduction to this Amazing Software.

There's a few parts to this introduction:

- Why I made this software.
- The results we wanted to achieve.
- The technology we needed to create to pull it all together.

Why I made this software.

I've been running very successful online software memberships since 2007. I've had over 60,000 people come through my memberships, and interacted with the vast majority of them. The MAIN reason people who were not successful was nearly every time. **POOR Keyword Research.**

My past members may remember my past online keyword tool called "Gold Digger". The main reason people loved it, was because it Revealed easily those terms we could dominate easily.

By revealing those terms in Google that very few other people were targeting. So it was a no brainer, if we targeted those terms that Gold Digger revealed, people ranked for those terms and had success for themselves and their clients.

So fast track to early 2015. I wanted to improve on the previous Gold Digger script, to do that, we had to create a software that gives us unlimited abilities compared to the older php online script. Basically with Software we can do anything with enough time and money.

The results we wanted to achieve.

So when creating the best Keyword Software on the planet you need 3 things.

- * Sources for awesome related terms to your main keyword phrase.
- * Competition, or "Lack of Competition" for these terms in the biggest Search engine that everyone uses being Google.com
- * Search Volume

If you want to make your Keyword Software even better, you'll then add the ability to choose sources and competition from different countries around the world. Meaning, if you're in Australia you want terms that come from Aussies and competition from Aussies, or Italy, Germany, USA, England etc.



So to get the competition, that reveals those terms that nobody else is targeting, you need to do these queries for each and every related term you find:-

- * Broad Search Results, e.g enter keyword phrase
- * Intitle:"Keyword Phrase"
- * InURL:"Keyword Phrase"
- * In Quotes "Keyword Phrase"

Here's a results image displaying what I mean.

ID	KEYWORD	Broad	InTitle	InUrl	In Quotes
Auto/Suggest 16 item(s)					
1	aerial imager	133000000	25	14	3430

This is a pretty good example of what I mean, the broad result shows how many competitors there are for this term by simply entering aerial imager in Google.com, then as you can see the Intitle and InURL results are tiny by comparison, this reveals how many other people on the planet are specifically optimising their webpages for this specific term, and as you can see, its not very many at all. Meaning this is a very simple term to target. Btw, no other software on the planet reveals results like this. I know there's no other software on the planet that does this, why? Because its extremely difficult to interrogate Google so many times. To get these results we need to interrogate Google 6 times "Per Keyword Phrase Sourced", meaning if we find 60 results, the software has to query Google 360 times. Which is untenable for a stand alone software.

The technology we needed to create to pull it all together.

Over the last few years we've been developing other "Bit" like technologies, chat systems, file sharing systems, and other features I cannot mention here, when I say "Bit" like, similar technology as "Bit" Torrent technology. So we have this code stored away in other projects. Well we borrowed some of this technology created for previous projects into this Keyword Research Software.

This means we have a load balancing system and can distribute all the queries to Google from many many different locations, the main data is stored in one of our cloud servers and distributed across all the software's in the membership. This alleviated the issue of too many queries to Google from one software and then opened us up to the opportunity of:

A. Getting related Keyword Phrase Sources From Different Countries.



B. Getting Competition results from Different countries.

C. Load balancing 100's of queries across many different software's concurrently. Meaning Faster results.

So if you have a local client in Italy, you can source related keyword phrases from google.it (Google located in Italy) and get the competition from that same google.it search engine. It's pretty awesome.

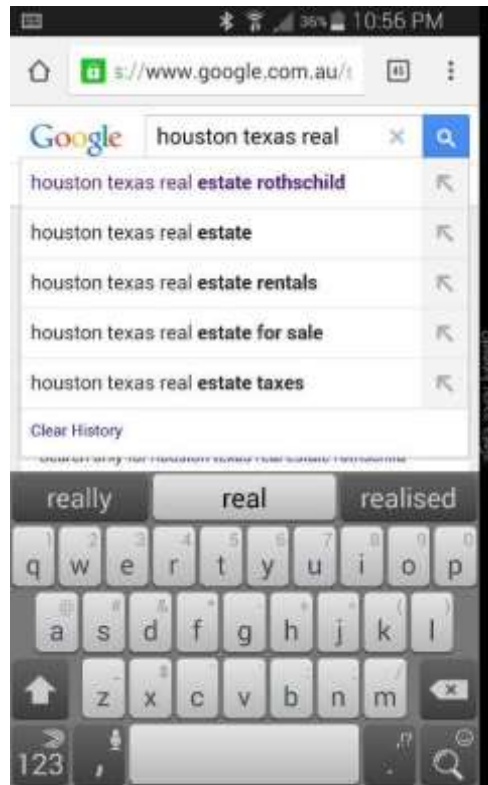
Each software comes with an account, all your data is stored safely in one of our cloud servers, so you'll never lose it. The software comes with Two Licenses, meaning you can open and run it on two different computers concurrently. And Both softwares have your project data stored in them. This is very handy. (Note you can purchase additional licenses; just contact my support team in the link in the footer of this document.)

So we added technology that we previously created for non IM software and created this software that produces just stunning results. Results that Reveal almost instantly, those powerful terms that for whatever reason, no body else has found and are easy to dominate in the Search Engines. The reason they are no being targeted is that there are just too many related terms for each money making keyword phrase, but till now, there hasn't been a simple solution like this to query all of them using the [search operators](#) we use in RankSpy software. To put that in simple terms, for each source term the software finds, you need to query google 6 times, even the thought of doing this by hand is devastating, even for VA's. So people haven't done this research and were not able to find these incredible terms we are finding now easily using RankSpy Software.

Which brings us up to the **Sources** of the Related Phrases we are finding and using.

One important note: Studies show that 71.4% of people using Google use the Auto Complete suggested Terms. These are incredibly powerful terms to use. And if your are ranking for these terms, you have a high likelihood of gaining a Lot of traffic.

Mobile Auto Complete: **This is Important.** As I'm sure everyone knows, search is getting much more popular on Mobile. More and more people are searching Google using Mobile right? It makes sense, but this has a big impact on the Power of AutoComplete while on Mobile. When auto complete drops down, it covers most of the main mobile screen, the rest of the screen taken up by the mobile keyboard, nearly forcing people to use the auto suggested terms supplied by Google. So these terms are even MORE powerful for the Mobile Market. See the screen capture example below.



RankSpy Keyword Research Software sources related terms from:

Before I present where the sources come from, let me describe exactly what the Auto Complete terms actually are. This system originally created by Google, is awesome. What it does is monitor all search queries used in their search engine. Stores them in a data base, and ranks them via popularity.

So when you search for a term, Google helps you out by providing the auto complete suggestions dropped down while you're typing your term, providing content based on 1000's or millions of terms entered before you, and offering the most, based on volume, relevant terms other people entered that are similar searches to your own. It's incredibly powerful and as noted previously 71.3% of people who use Google use this feature. So these terms they provide are very powerful terms for marketers.



No1. Google Auto Complete



RankSpy software enters the keyword phrase you supply into Googles Auto Complete and then captures the top 10 results and stores them in memory.

No 2. Google Suggest



RankSpy software then collects the Related searches presented at the bottom of the Search Results Page and stores them in memory.

NO 3. Google Trends



RankSpy software then goes to Trends.Google.com and grabs the top Related Trending Terms presented by Trends.Google.com and stores them in Memory.



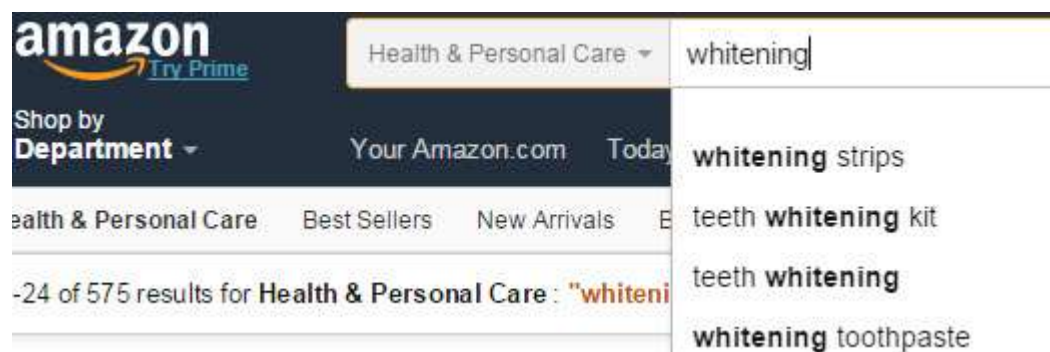
No 4. YouTube AutoComplete.



RankSpy Software then goes to YouTube.com and captures the top 10 Auto Complete terms related to your Keyword Phrase, and stores these results in memory. As you can imagine, these are GREAT for Video Marketers.

Now we move onto the incredibly important “Buying Phrase” Sources.

No 5. Amazon Auto Complete.



RankSpy Software goes to Amazon, enters your main keyword phrase and then collects the top 10 related auto suggest phrases and saves them to memory.



No 6 Ebay Auto Complete.



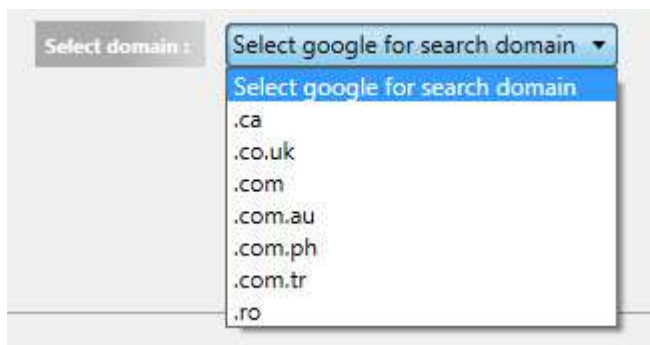
RankSpy Software goes to Ebay.com, enters your main keyword phrase and then collects the top 10 related auto suggest phrases and saves them to memory.

These last 2 sites, Amazon and Ebay are very important, as these sites like Google, store all the previous searches in a database and then present the best matching terms entered by people before you, though the difference with Amazon and Ebay is that these results come from people who are using terms to actually take action and BUY something. So these terms presented here are powerful action oriented terms that people use when they want to find something to spend money on. Very Powerful ☺ And often left out by other Keyword Research systems. And because they are not used in other system, these terms typically provide a TON of terms that we can rank for in Google. Not to mention providing your site more authority in the search engines for ranking for terms related to your main phrase, sending traffic to your site from searches that have powerful action taking terms, that typically your competitors websites do not rank for. Google gives preference in their rankings to sites that rank for multiple though related phrases, because you are showing to Google that your site is actually relevant to this term your targeting, because its getting traffic from these related and powerful terms. So it must be legit, and the entire domain is ranked accordingly.

So once the RankSpy software has collected all these terms from the above 6 sites, (btw, we'll be adding more sites to this list over time.) All the terms are stored in memory, it then removes any duplicates and then we start the competitive analysis section of the software.



When you started your project, you selected which search engine / location to get your related searches from and competition analysis done. E.g.



NOTE: RankSpy Software is intelligent. It knows via your IP address where your software is located on the planet.

The software also knows how many software's are located in each region.

Now during Beta Testing you can see there are 8 software's online in USA.



Once this product goes live, the list of countries will increase dramatically as the sales come in and RankSpy is installed in more countries. Additionally the number of RankSpy software online will dramatically increase.

The beauty of this software is this, the more software's we have online, the more countries we can get results from, and also the Faster the software will provide results for everyone.



[Top of Page](#)

Promoting RankSpy, why wouldn't you? It's the best Keyword Research Software Available.

Promoting RankSpy, why wouldn't you? It's the best Keyword Research Software Available.

At this point I encourage you to join our Affiliate Program and get the word out about this incredible software, the more people who use it, the better it becomes for everyone using it. Join the Affiliate program here www.RankSpy.biz/affiliates/ If you'd like to help your friends online become more successful. Refer them to RankSpy (via your affiliate link) It just makes it too easy to find terms they can dominate, as you'll soon see for yourself. If you refer only 2 people, effectively you get to use this incredible software for free. Keyword Research is the absolute Foundation to any online / offline project you take on. If your initial research is flawed, everything you do from that point forward will be flawed also, often costing you vast amounts of time, money and especially Spirit. Particularly important on Larger Projects. So help your friends to get the correct data right out of the gate using RankSpy Keyword Research Software.

While on this point, I designed the algorithm that runs this software to increase speed of results to those who leave their software running longer in the background. This is to encourage people to leave their software online and stay a part of the network. For those that cannot do this, the software will work exactly as noted above, but these results will take slightly longer than those people who leave it online 24/7 like I do and all our beta testers. You don't even know it's there and is easier to start each time you need it.



[Top of Page](#)

How to use the software for best results.

I placed this section below the explanation of the how's and why's of the software design, so you'll have a better understanding of exactly how the software operates, so you can benefit from it the most.

There are 2 parts to this section.

1. Software Operation.
2. Strategy.

Software Operation.

In this section, I describe how to operate the software, as you'll see, we've designed it, so its incredibly simple and fast to use.

After installing the software, and starting it, you'll be presented with this pop up window.



When this window is loading, the software is authenticating.
It takes up to 30 seconds to verify.

Additionally it will pop up a windows request asking you to let it run in Admin Mode. Allow this.

Once the software is authenticated, the main software window will appear.



This is the main window of the software.

1. Start Software when I start windows

I leave this checked so the software is always running, benefiting everyone using this software. Though you have the option to uncheck it.

2. Video Help Button.

This button is on every window of the software. When you click on it, it takes you to our Video Tutorial Website, with all the RankSpy Software Video Tutorials. Though really its that simple to use you most likely won't need them. But you'll also see discussion / webinar type Q and A videos in there also.

3. Add New Project Button.

This is the button you click on to start a new Project.



4. Project Progress Button.

This is the button you click on to check your existing projects and recall previous saved projects.

Add New Project Feature.

As you can see its very simple, though there's a little trick you can use to help you after you've loaded a lot of projects.

This is where you enter your project Name.

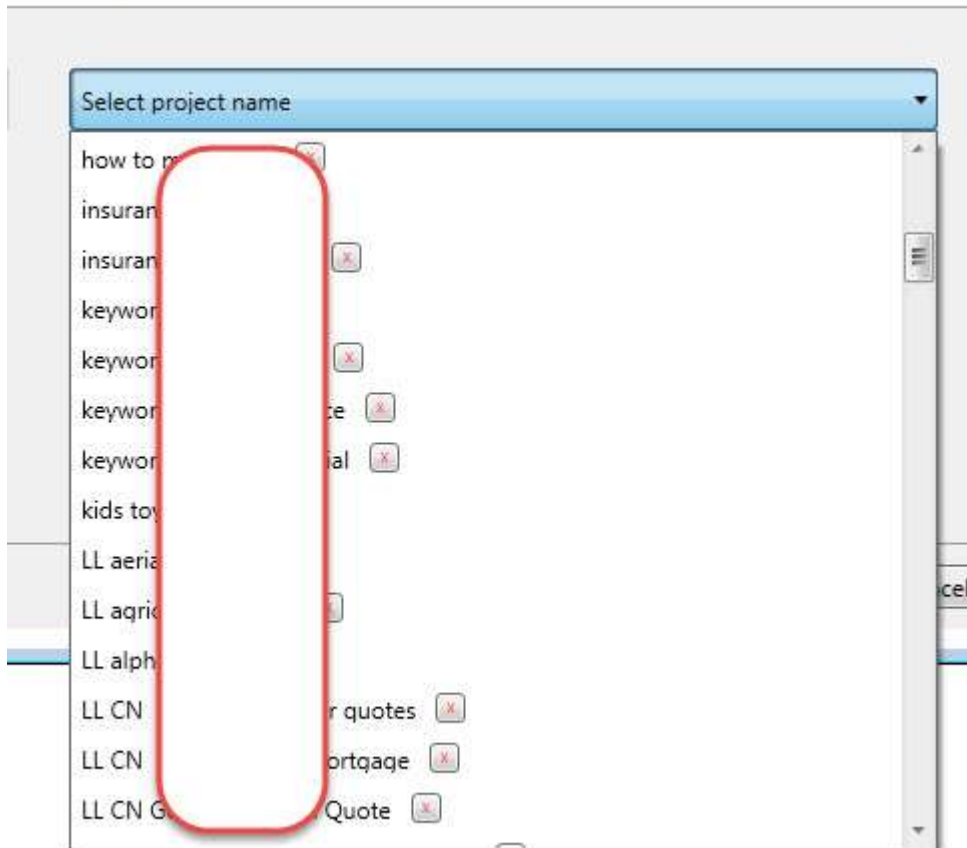
When you retrieve past projects they are listed in a pull down menu alphabetically. E.g.



nent

ts. Watch progress

Video Help



As you can see by the slide bar on the right of this image, I've added a LOT of terms in this software, and because of this I started to struggle a bit finding the project I listed previously (because there's just so many etc) So to over come this, you'll see there are projects started with LL

LL represents a client. So when adding a new project for this client. I started each of their projects with LL then the keyword phrase. So in the pull down menu, all the LL projects are grouped together for easy locating.

Notice the small red X

By clicking on the **Red X** this will delete this project from the project list and Cloud Database.

Click on Next button to proceed after entering your Project Name.



Rank Spy (version 1.14)

☒ Start RankSpy when I start Windows

Step 1: Enter Keyword [Video Help](#)

Enter keyword or keyword phrase

Enter Keyword : Enter keyword phrase

Enter Adword Account : peteinoz2@gmail.com

Enter Adword Password :

Back Next Cancel

On this window you enter your google email / gmail email and password. Note: This Google account must be connected with Adwords, to get the Search Volume. Click on this link to double check its connected. If not, simply connect it by following the instructions.

<http://adwords.google.com/ko/KeywordPlanner/>

This is where RankSpy Software gets your Search Volume for your main term from.

Enter they Keyword Phrase in the Enter Keyword:
Field.

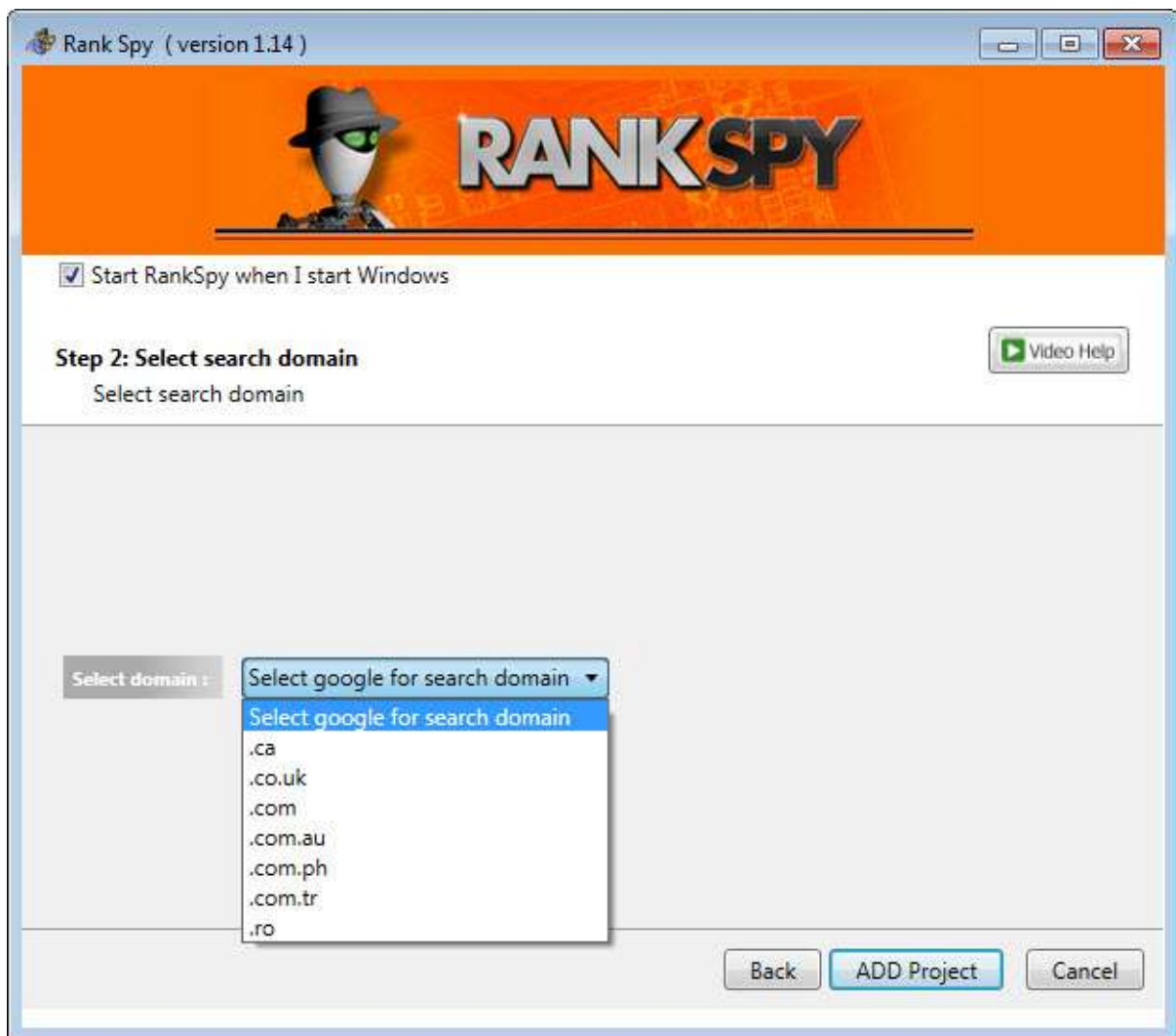
Its best not to enter long tailed keyword phrases in this field, why? Because if you enter a long tailed term in there, there's not going to be much chance for the auto correct systems to find any longer



terms.

So go shorter on the keyword phrase to enter, e.g 1 or 2 words only at this stage, more on this in the Strategy section of this document.

Then Click the Next button to proceed.



Now you select the Google Domain, where you'd like to get your auto complete suggested terms and competition results from. (Noting this list will grow dramatically over time as more people purchase this software from more locations on the planet. After selecting a domain, the software will tell you how many RankSpy Softwares are located in that region. E.g.



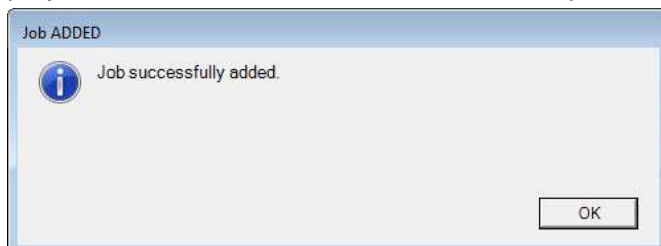
Select your choice and then click on the Add Project Button to Proceed.

As soon as you click on the Add Project button, this data is sent to the cloud database and stored, at the same time, the software is going out to source all your auto suggest and auto complete data from all the sources, once this is completed, you'll initially see this this



(Note this can take a few minutes to collect all this data)

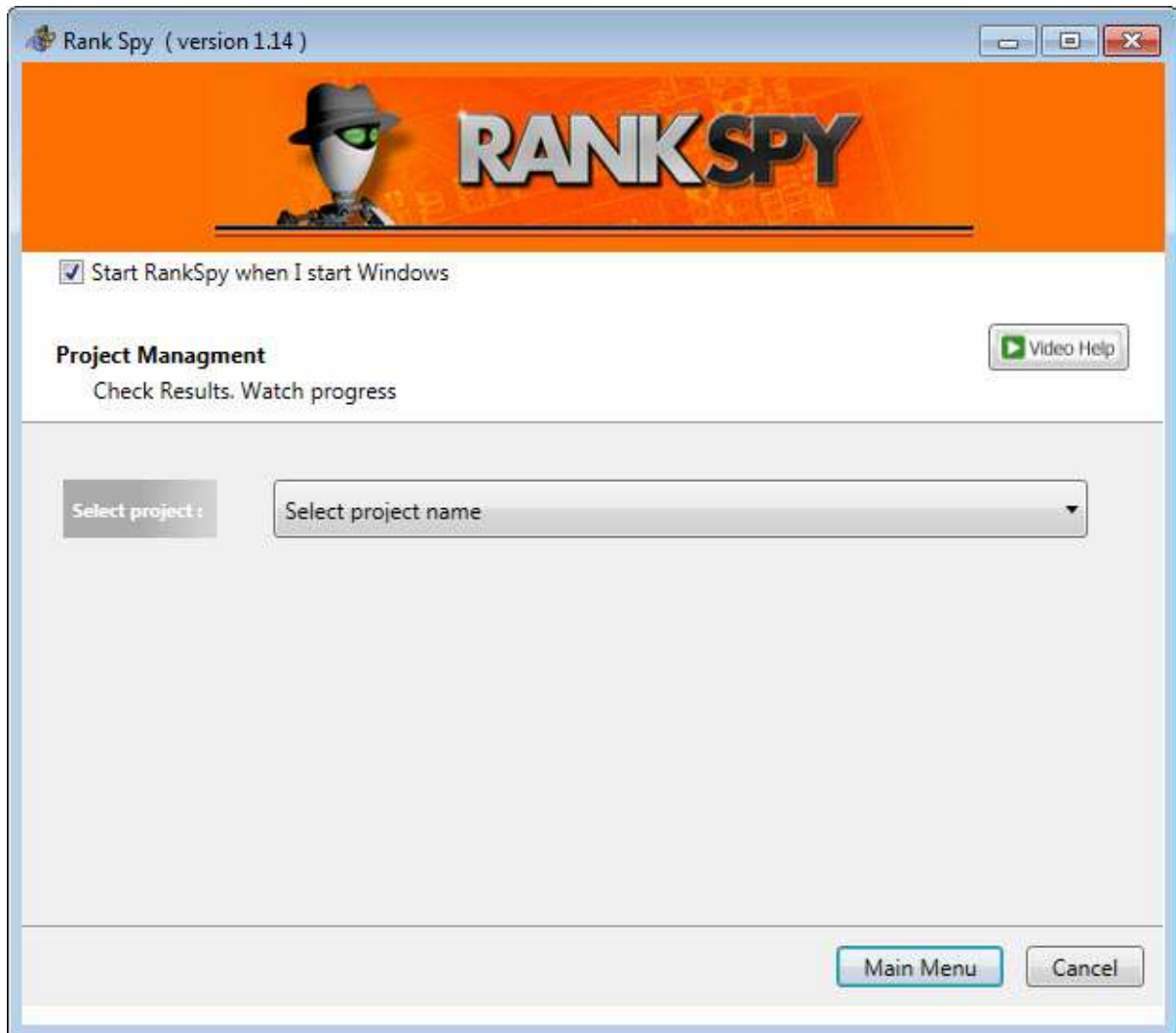
Once the software has sourced all the data, it will then pop up a small window telling you that the project has been saved. This data is saved safely in the cloud, so you can retrieve it any time.



Now you have successfully added your first project. Now onto Project Progress.



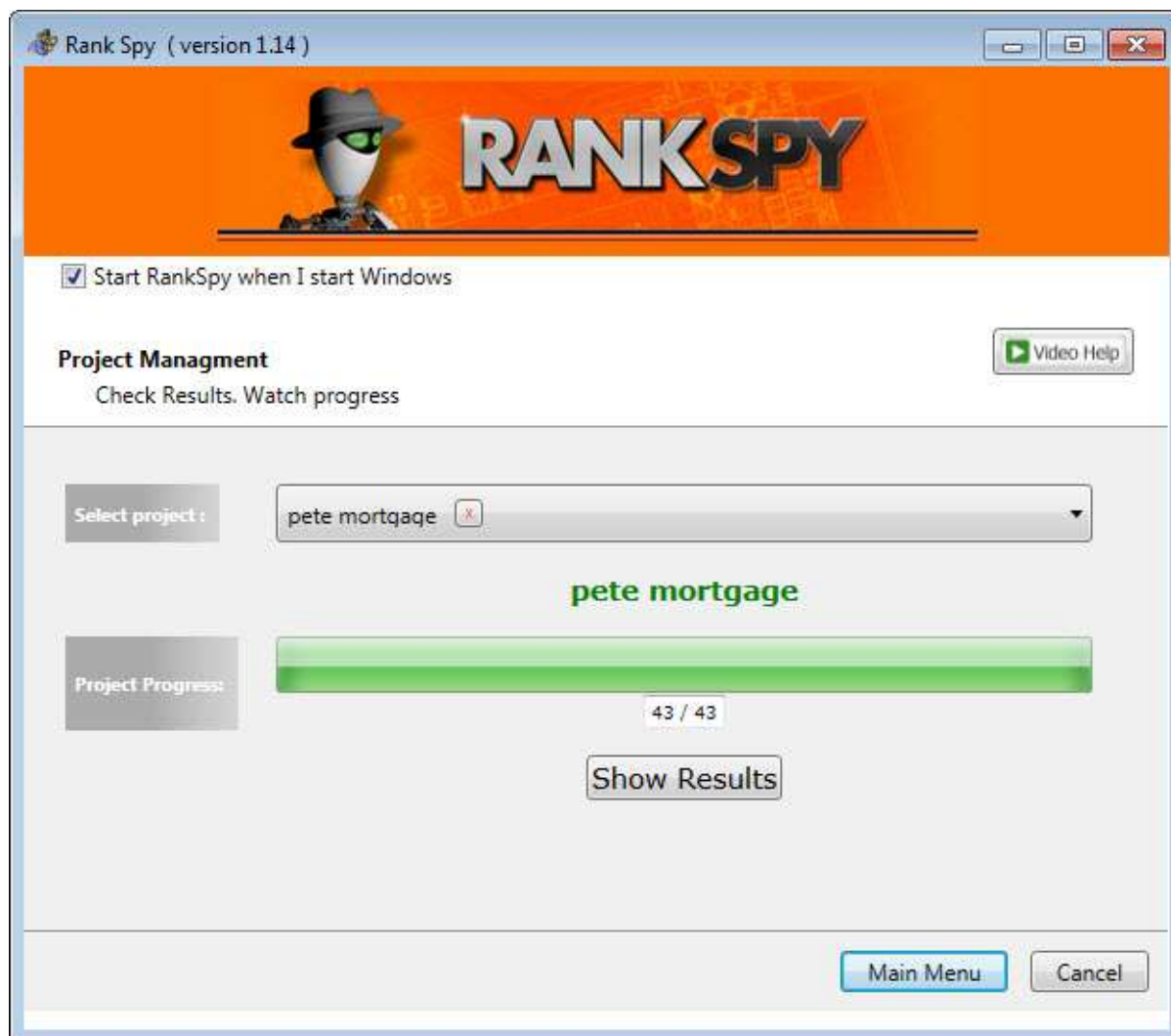
Project Progress



From here click on the pull down menu to

- A. Check on the progress of a newly entered project.
or
- B. Recall previously created Project.

A. When you select the project, there are two numbers and a green sliding bar telling you the progress, the progress is, the software making 100's of queries to Google checking the competition of each of the related search terms found.



The above is an existing project I completed previously, though if this was new it would most likely be say, 4/43

4 being how many terms its completed.

44 being the total number of related unique phrases it found.

As noted previously the time it takes to go from 4 to 44 is dependent on how many RankSpy Softwares are online. During beta testing Phases with 15 people using the software on and off, it takes approx. 40 mins to collect 40 odd results. The more softwares online will dramatically decrease how long this takes.



Once its completed, the “Show Results” button is enabled and you will see results like these.

Statistics

Project: pete mortgage (ADWORD: 110000) Domain: .com

ID	KEYWORD	Broad	InTitle	InUrl	In Quotes
16	calculator - calculator	487000000	9250	10400	354000
17	payment - quotation subject	120000000	8	7	331
18	wells fargo - banking company	7280000	2	0	325
19	home - building use	1700000000	50	67	6320
20	calculator	488000000	74300000	11200000	488000000
22	mortgage rate	36500000	76900	76900	7740000
23	wells fargo mortgage	19400000	13600	6120	281000
24	wells fargo	54300000	478000	400000	51100000
26	mortgages	120000000	495000	448000	120000000
29	chase	379000000	19200000	10100000	378000000
37	mortgage broker - bank	6420000	1370	5380	15000
Youtube 6 item(s)					
4	mortgage	530000000	31200000	11200000	530000000
32	mortgage pre approval	17700000	9660	7110	610000
33	mortgage prequalification	777000	1460	4100	96000
34	mortgage refinace	152000000	89200	85700	611000
35	mortgage coach	9150000	1840	492	42800
36	mortgage loan originator training	420000	107	89	5420
Auto/Suggest 16 item(s)					
5	mortgage rates	147000000	2050000	259000	131000000
6	mortgage definition	101000000	1860	728	104000
7	mortgage questions	171000000	4740	2840	150000
8	mortgage backed securities	4170000	38100	14400	2960000
10	mortgage broker	17300000	359000	134000	7990000
11	mortgage meaning	91800000	359	475	21200
12	mortgage rates today	73600000	225000	4170	329000
13	reverse mortgage	23100000	167000	93900	6430000
14	mortgage calc	1020000	4360	5240	550000
15	mortgage calculator with taxes and insurance	10300000	913	888	64300
21	mortgage calculator	46900000	279000	1050000	50900000
25	mortgage insurance	33900000	111000	83800	5810000
27	mortgage affordability calculator	11300000	3250	2500	128000
28	mortgage interest rates	56400000	22200	15800	495000
30	mortgag	523000000	4450	4040	337000
31	mortgage loan	236000000	349000	305000	20900000
Amazon 6 item(s)					
38	mortgage loan originator	814000	32300	22700	494000
39	mortgage books	99300000	177	585	79500
40	mortgage lifter tomato seeds	20300	144	106	6430
41	mortgage for dummies	490000	94	270	15100
42	mortgage calculation	49300000	2440	1240	320000
43	mortgage processor	2450000	13100	11600	325000

Export to CSV Export to TEXT



[Top of Page](#)

Strategy How to really find those Gold Nugget Terms.

Along with the software being so simple to use, the strategy is also very simple. The idea is to get the best action oriented or Buying terms available that 100's of other people have not optimised their pages or websites for.

To achieve this, we start off entering in the software, like in the above example a single high paying term in the software. E.g. Mortgage. Normally this would be stupid, because its such a hugely competitive term. But we enter it in the software and because RankSpy software does such an excellent job of providing real time real competitive data directly from Google, from all of the results, we can then scan them for the terms that are lower in competition and are buying terms. You can save one or more of these, remember you can right click on individual terms to copy them to clipboard and save in a handy text file or similar.

Personally I select minimum one of course, but it entirely depends on how many gold nugget terms is provides.

Then I create another project and enter that great lower competition term I found in RankSpy and drill down on that term once again. Right away we know any terms it finds moving forward will not be all that competitive, because the main term we selected wasn't.

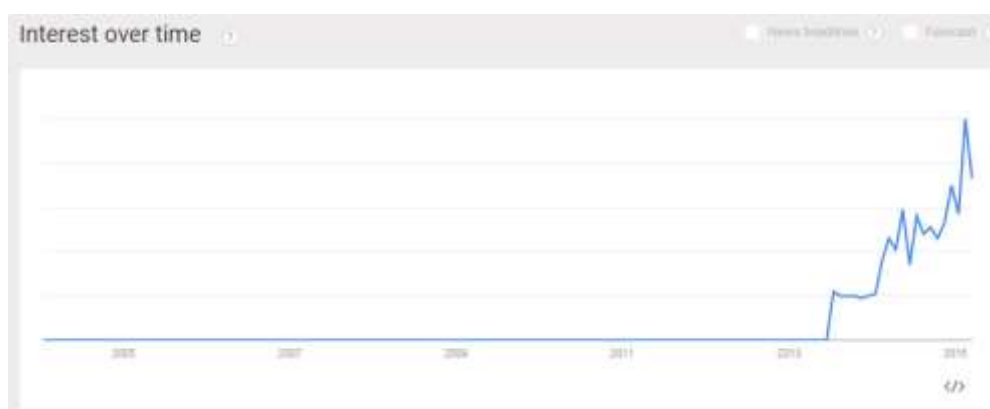
Then after that project is completed, you'll be presented with all the related terms from the very first one you entered and you'll be amazed at how many very low competition terms the software provides you etc.



When you find results like this one.

Statistics					
Project: pete agriculture drone New (ADWORD: -1)			Domain: .com		
ID	KEYWORD	Broad	InTitle	InUrl	In Quotes
^ Auto/Suggest 15 item(s)					
1	agriculture dron	1240000	1	0	4000
2	agriculture drone companies	482000	3	3	8
3	agriculture drone software	457000	0	0	2
4	agriculture drone services	5580000	1	0	2
5	agriculture drone market	659000	112	0	0
6	agriculture drone stocks	686000	0	0	0
7	agriculture drone jobs	574000	0	0	0
8	agricultural drone use	727000	4	4	25000
9	agricultural drone manufacturers	785000	5	2	6
10	agriculture drone spraying	393000	0	0	0
11	agriculture uav	640000	325	202	2290
12	roboflight	10100	522	602	9270
13	agriculture drone business	1230000	22	14	17200
15	agricultural drone prices	380000	0	0	0
16	agricultural drone laws	1410000	0	0	0
^ Youtube 3 item(s)					
14	agriculture drone	1250000	0	415	4000
17	uav drone agriculture	241000	8	6	1940
18	drone use in agriculture	1250000	59	52	2320

These are just stunning results. See how low the competition is for InURL and Intitle these are ?
I checked Google Trends and found out why.





Not only does this software show you what you can rank for, it shows the exact terms what content to build an Authority site around. E.g. each of those terms should be a folder on your main website and content built around these exact terms.

We already know we can rank for these terms, since there's virtually no competition for these terms.

2. We can create content based on these terms.

Bang!! We've got an Authority website in no time at all.

Note: This term is incredible. These products start out at \$50k.

So, in short, start off using a single or dual term and drill down again on the best terms that are found in the results, making sure to drill down on action or buying terms.

[Top of Page](#)

For Video Marketers and SEO People.

We all know how fast and easy it is to rank Hangout Videos, YouTube Live Videos and get spectacularly fast ranking results, using tools like www.HangoutMillionaire.com and others, or even manually.

Using RankSpy in conjunction with Video Marketing techniques is just too easy, you use RankSpy software to find those awesome terms, that we know are non competitive and have nice search volume, throw up some videos using those terms provided by the software. Most will rank high, we do this to we are 100% certain we can achieve those rankings, as evidenced by actually doing it using video.

Doing above achieves two important things.

1. These videos start immediately sending traffic to your website, or generating leads via emails or phone calls.
2. Once we've established we can achieve rankings, we then know we can rank our websites there pretty easily using standard SEO and VSEO techniques WITHOUT any Risk. No risk, because we've proven it already getting the videos ranked, which of course takes much less time than getting an actual website to rank.

There's nothing better than starting an SEO project when you 100% know you will rank for these terms before starting the project. This confidence gives you massive advantage when dealing with Clients for example.



For tougher terms, using Video as the test case reveals how competitive the term you are targeting really is, e.g. some might enter Google on the second page, showing this is a more difficult term, though sending additional links to this video to achieve top of P1 Google gives you an idea how much work is required to do this and also get a website ranking top of P1 etc.

The beauty of Software Automation like this, is it gives you these opportunities to really investigate powerful niches with very little time exposure. Without Using RankSpy basically it's just all guesswork, you need to risk serious time investment to find out. Now with RankSpy Software and some basic strategy, you'll always be in the driver's seat, knowing exactly what you can achieve.

Even if you're in a really touch niche and can only rank for long tailed keyword phrases, going wide on ranking for long tailed keyword phrases achieves 2 things. 1. Its an immediate source of relevant traffic. 2. Sending links from long tailed terms, starts to build credibility to your website, telling google, that your website is about X niche, continuing to supply links to this website via related video content, to the same type of content on your website, starts to give it more authority in this niche, and over time this website will start to rank for the tougher terms within this niche. So while your website is enjoying relevant traffic for ranking for long tailed terms, its also gaining rankings in the SERPS. This is a very powerful strategy and over time can pay off massively in very competitive niches with tons of search volume.



[Top of Page](#)

Using Multi Lingual Terms.

One of the Unexpected Joys of being a software developer is finding hidden treasures in software that you created but didn't know existed.

This happened to us about ¾ of the way through beta testing. We had a question from one of the beta testers..

Q. Pete can we use Italian terms in the software?

A. Well as long as we use English Characters, why not was my answer.

So we all got stuck into testing non English terms.

WOW was all I could say.

To understand the significance of this, first you need to understand that non English terms are SOOO much LESSSS competitive than English terms:

1. In Google.com

and even more so in those Google Engines in non English countries. So effectively what I found out, is the software finds incredibly easy to rank for terms already, but no on TOP of this we can use these terms found in the non English google search engines, and be safe in knowing its even Easier to rank in those non English Google Search Engines.

So Software finds easy to rank for non English terms and we can get them to rank even easier again,

in the lower competition Non English Search Engines!! To say I was blown away, is a massive understatement.

here's a couple of examples.

English = malignant mesothelioma

Spanish = mesothelioma maligno



Project: pete mesotelioma maligno (ADWORD: -1)

Domain: .com

ID	KEYWORD	Broad	InTitle	InUrl	In Quotes
^ Auto/Suggest 19 item(s)					
1	mesotelioma malign	512000	-1	0	50100
2	mesotelioma maligno epitelioid	5690	2	1	228
3	mesotelioma maligno della pleura	18000	196	103	2830
4	mesotelioma maligno prognosi	7010	-1	-1	-1
5	mesotelioma maligno della pleura fad	540	0	0	0
6	mesotelioma maligno epitelioromorfo	6290	1	1	449
7	mesotelioma maligno pleurico	56200	6	1	455
8	mesotelioma maligno	120000	864	350	50100
9	mesotelioma maligno pleural	36600	33	9	1000
10	mesotelioma maligno avanzado	13300	9	3	1180
11	mesotelioma maligno pdf	25200	3	1	52
12	mesotelioma pleural	85600	1840	340	25500
13	mesothelioma causes	667000	798	643	210000
14	mesothelioma	15500000	406000	353000	15500000
15	mesothelioma facts	519000	579	368	15600
16	asbestos mesothelioma	715000	37400	36800	382000
17	symptoms of mesothelioma cancer	557000	123	1110	189000
18	symptoms of advanced mesothelioma	629000	0	0	1320
19	mesoth	25900	31900	546	25600
^ Trends 3 item(s)					
20	mesotelioma pleural maligno	36500	2560	316	7770
21	mesotelioma pleurico maligno	18000	146	292	8610
22	mesotelioma pleurico	96600	2150	872	80200

Export to CSV

Export to TEXT

The above result is using USA search engine google.com once this product goes live, we'll be able to use google.it and you'll see even better results. In case you don't know, malignant mesothelioma is one of the most expensive adwords terms on the planet. But we got those stunning results that are so easy to rank for.



Weight Loss in French.

Statistics						
Project: pete weight loss french perte de poids (ADWORD: 2900) Domain: .com						
ID	KEYWORD	Broad	InTitle	InUrl	In Quotes	
^ Auto/Suggest 18 item(s)						
1	perte de poids	537000	3430	1600	124000	
2	perte de poids apres grossesse	516000	760	2770	4010	
3	perte de poids rapide	11300000	6730	2020	277000	
4	perte de poids femme	7020000	0	2790	12300	
5	perte de poids montreal	360000	219	261	262000	
6	perte de poids sans raison	986000	1660	10	12400	
7	perte de poids anormale	363000	411	1990	215000	
8	perte de poids enceinte	601000	417	8	5210	
9	perte de poids nouveau né	503000	5	2	9450	
10	perte de poids par semaine	12400000	527	5480	18600	
11	perte de poids rapide femme	6960000	1100	9	427	
12	maigrir	8150000	367000	307000	8140000	
13	perte de poids inexpiquée	128000	636	2980	29500	
14	perte de poids rapide et efficace	7870000	697	559	7950	
15	perte de poids julie snyder	22100	1	1	10	
16	perte de poids homme	11100000	6460	6280	18400	
17	perte de poids avant après	32900000	516	910	4800	
18	perte de poids rapide maladie	504000	475	9	237	
^ Trends 3 item(s)						
19	prise de poids	32100000	38000	18800	5930000	
20	perdre du poids	7860000	242000	74100	1290000	
21	perte de cheveux	7750000	318000	310000	492000	
^ Youtube 6 item(s)						
22	perte de poids	28300000	329000	319000	10800000	
23	perte de poids extreme	367000	1140	1420	7210	
24	perte de poids transformation	9180000	9	5	83000	
25	perte de poids sport	609000	667	8870	15000	
26	perte de poids extreme en français	427000	0	0	4	
27	perte de poids extreme chris powell	17300	0	3	8	
Export to CSV Export to TEXT						

So as you can see its very easy to find awesome high paying terms that are super easy to rank for and are non English. Noting, you can drill down on the better terms listed above to find a whole bunch of easy to rank for terms.



[Top of Page](#)

Future Updates

Over time we will continue the development of this software, why? Because even though its awesome now, we want to continue to improve it.

- We'll be adding more new sources.
- Adding checkboxes beside individual term results, so you can select only those you wish to keep and save them to text file, and dump right in www.HangoutMillionaire.com software for example.
- Will be listening to the members requests for improvements.
- During our Beta testing, our beta testers, who of course are still involved and in the members group came up with TONS of new ideas to further improve this software, so I look forward to seeing your ideas in the members group also.

By



Peter Drew

<http://Podcast.PeterDrew.net>

<http://RankSpy.biz>

<http://PeterDrew.net>

<http://Facebook.com/PeterDrew>

<http://Twitter.com/PeterDrew>

<http://HangoutMillionaire.com>

<http://BruteForceSEO.com>

<http://VideoCurationPro.com>

[Pete on YouTube](#) (Please Subscribe to find out about all future software projects)

RankSpy Video Tutorials <http://video.RankSpy.biz>

Support <http://Support.Hangoutmillionaire.com>